	Model :	<b>8M21G690/5</b>	Date :	26/12/20
	<b>PowerKit Engine Datasheet</b>		Page :	1 / 4

## Ratings


RPM	Gross Engine Output				Net Engine Output			
	PRP		ESP		PRP		ESP	
	kWm	BHP	kWm	BHP	kWm	BHP	kWm	BHP
1500	550	737.6	615	824.7	518	694.6	583	781.8

1 kWm = 1,34102 BHP

## Basic data

Engine model	.....8M21G690/5
N° of Cylinders / Valves	..... 8 / 32
Cylinders arrangement	.....At Vee
Bore x Stroke (mm)	.....127 x 165
Displacement (L)	..... 16.72
Thermodynamic Cycle	..... Diesel 4 stroke
Cooling System	..... Liquid (water + 50% antifreeze)
Injection System	..... Direct
Fuel System	..... High Pressure Common Rail
Aspiration	.....Turbocharged and Aftercooled
Compression ratio	..... 15 : 1
Flywheel housing	..... SAE 1
Flywheel	..... 14"
N° of teeth on flywheel ring gear	..... 141
Inertia of flywheel (kg·m <sup>2</sup> )	..... 1.42
Inertia of crankshaft (kg·m <sup>2</sup> )	..... 0.35
Emission standard	..... N/A
Overall Dimensions with radiator (Length x Width x Height) (mm)	..... 2062 x 1345 x 1618
Engine dry weight without radiator and without radiator pipes (kg)	..... 1477
Engine dry weight with radiator and radiator pipes (kg)	..... 1819
Engine wet weight with radiator (includes oil, coolant) (kg)	..... 1963

DPK-TDS-EN-8M21-0000-20-12-26 Moteurs Baudouin reserve the right to modify these specifications, without notice. Document not contractual.

	Model :	<b>8M21 G690/5</b>	Date :	26/12/20
	<b>PowerKit Engine Datasheet</b>		Page :	2 / 4

### Air intake system

Air intake temperature rise (°C) .....	≤ 15
Air intake restriction clean filter (mBar) .....	≤ 35
Air intake restriction dirty filter (mBar) .....	≤ 65
Recommended air flow @ PRP (m <sup>3</sup> /min) .....	34.1
Recommended air flow @ ESP (m <sup>3</sup> /min) .....	38.1
Min. diameter of intake pipe (mm) .....	140

### Aftercooling system

Aftercooler system type .....	Air to Air
Aftercooler heat dissipating capacity @ PRP (kJ/s) .....	98.5
Aftercooler heat dissipating capacity @ ESP (kJ/s) .....	126.7
Max. intake temperature @ 25°C ambient temperature (°C) .....	55
Max. difference between intake temperature and ambient temperature (°C) .....	≤ 30
Max. intake pressure drop of aftercooler (mBar).....	120

### Lubrication system


Oil capacity Low / High (L) .....	37 / 44
Oil pressure in normal condition idle speed (Bar) .....	1.3 - 2.5
Oil pressure in normal condition at 1500 Rpm @ PRP (Bar) .....	4 - 6
Lowest oil pressure alarm (shutdown) (Bar) .....	1.2
Max. oil temperature (°C) .....	107
Oil flow (L/min) .....	260 - 280
Oil fuel consumption ratio based on engine fuel consumption data .....	≤ 0.2 %
Total system capacity (including filters) (L) .....	45

### Heat balance test data (with ambient temperature 28 °C)

Total heat dissipation @ ESP (kJ/s) .....	947.4
---	-------

### Exhaust system

Max. exhaust back pressure (mBar) .....	75
Max. exhaust temperature before turbocharger (°C) .....	≤ 720
Max. exhaust temperature after turbocharger (°C) .....	≤ 600
Exhaust flow @ PRP (m <sup>3</sup> /min) .....	118.6
Exhaust flow @ ESP (m <sup>3</sup> /min) .....	137.3
Min. diameter of exhaust pipe (mm) .....	128
Max. bending moment of exhaust gas exit flange (Nm) .....	18

	Model :	<b>8M21 G690/5</b>	Date :	26/12/20
	<b>PowerKit Engine Datasheet</b>		Page :	3 / 4

## Cooling system with standard radiator version 2020

System designed for ambient temperature up to (°C) <sup>1</sup> .....	55
Radiator type .....	Mechanical
Fan type .....	Belt driven pusher
Min. inside diameter of coolant outlet pipe (mm) .....	80
Coolant capacity of radiator and pipes (L) .....	70
Coolant alarm (shutdown) temperature (°C) .....	103
Thermostat opening temperature / full open temperature (°C) .....	83 / 91
Min. pressure in cooling system (Bar) .....	0.5
Coolant capacity of the engine (L) .....	31
Cooling fan airflow (m <sup>3</sup> /min) .....	1000
Max additional restriction - Duct allowance (Pa) .....	50

## Fuel system


Governor .....	ECU
Governor steady state speed stability at constant load (ISO 8528-5 Class G3) .....	≤ +/- 0.5 %
Max. restriction at fuel pump inlet (Bar) .....	0.65
Max. fuel return restriction (Bar) .....	0.8
Max. fuel inlet temperature (°C) .....	70
Fuel supply flow (L/hr) .....	950
Min. pressure of fuel pump (Bar) .....	0.35
Min. diameter of inlet pipe (mm) .....	12
Min. diameter of return pipe (mm) .....	12

## Electrical system

Electrical system voltage (negative to ground) (Vdc) .....	24
Starter power (kW) .....	8.5
Battery charger current (A) .....	70
Battery charger absorbed power (kW) .....	1.96
Max. electric resistance of starting circuit (Ω) .....	0.002
Min. sectional area of wire (mm <sup>2</sup> ) .....	70
Min. cold start temperature without auxiliary starting device (°C) <sup>2</sup> .....	-10
Min. cold start temperature with auxiliary starting device (°C) <sup>2</sup> .....	-30

<sup>1</sup> The indicated value is based on an ATB value of 50°C for an engine tested at 100% of the ESP Power, in an open condition, without an enclosure or container, without any airflow obstruction in the front of the radiator, without air recirculation, with free exhaust gas exit and with the engine thermostatic valve in its full open condition, without a closing plate present.

<sup>2</sup> Engines used in emergency standby application or application that require immediate start under load, must be equipped with coolant heaters. Baudouin recommend heaters installation to be executed by providing constant coolant circulation across all the engine components. Two heaters are required for V-type engines, one per each side.

	Model : <b>8M21 G690/5</b>	Date : 26/12/20
	<b>PowerKit Engine Datasheet</b>	

### Performance data

Mean Piston Speed (m/s)	.....	11.55
BMEP (Bar)	.....	21.5
Fan absorbed power (kW)	.....	30

### Noise

Diesel engine noise (Acoustic power level) (dB(A))	.....	100.7
Noise - upper side (dB(A))	.....	
Noise - right side (view from flywheel) (dB(A))	.....	
Noise - left side (view from flywheel) (dB(A))	.....	
Noise – front (radiator) side (dB(A))	.....	
Noise – rear (flywheel) side (dB(A))	.....	

#### Notes :

- Noise test made at 100% of the ESP power, at 1 mt. distance, on engine without radiator, without cooling fan and without silencer.
- Noise test refers to GB/T 1859 norm : "Reciprocating internal combustion engines. Measurement of emitted airborne noise. Engineering method and survey method".

### Fuel consumption

Rating	gr/kWh	L/hr
100% ESP	211.7	155
100% PRP	203.4	133.2
75% PRP	204.2	100.3
50% PRP	209.2	68.5
25% PRP	227.9	37.3
Fuel consumption tolerance + 3 %		

### Ratings definitions

#### Emergency Standby Power (ESP)

Emergency Standby Power is the maximum power available for a varying load for the duration of a main power network failure. The average load factor over 24 hours of operation should not exceed 70% of the engine's ESP power rating. Typical operational hours of the engine is 200 hours per year, with a maximum usage of 500 hours per year. This includes an annual maximum of 25 hours per year at the ESP power rating. No overload capability is allowed. The engine is not to be used for sustained utility paralleling applications.

#### Prime Power (PRP)

Prime Power is the maximum power available for unlimited hours of usage in a variable load application. The average load factor should not exceed 70% of the engine's PRP power rating during any 24 hour period. An overload capability of 10% is available, however, this is limited to 1 hour within every 12 hour period.

- All ratings are based on operating conditions under ISO 8528-1, ISO 3046, DIN6271. Performance tolerance of  $\pm 5\%$ .
- Test conditions : 100 kPa, 25°C air inlet temperature, relative humidity of 30%, with fuel density 0.84 kg/L. Derating may be required for conditions outside these; please contact the factory for details.
- Power output curves are based on the engine operating with fuel system, water pump and lubricating oil pump; not included are battery charging alternator, fan and optional equipment.